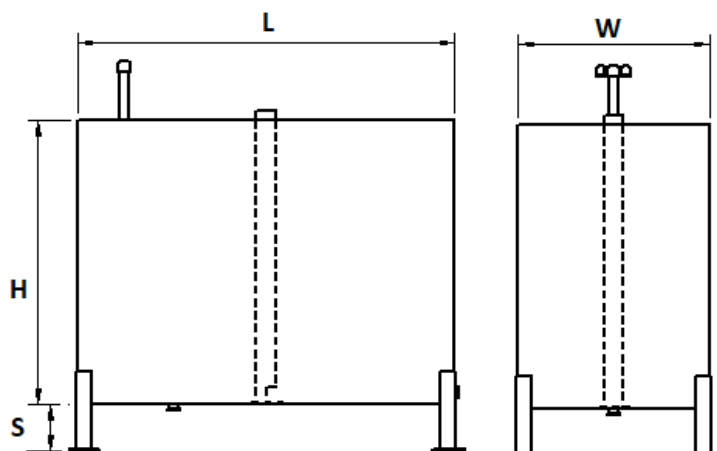




5 Sonia Street. P.O Box 8314  
Carrum Downs, Victoria 3201  
Tel: 9770 8791  
Email: [sales@austank.com.au](mailto:sales@austank.com.au)  
Web: [www.austank.com.au](http://www.austank.com.au)

## TECHNICAL DATA SHEET

### STANDARD RECTANGULAR SINGLE SKIN TANK FOR DIESEL – CATEGORY 3



Part No.	Nominal Capacity Litres	Actual Capacity Litres	Dimensions - Millimetres					TARE Kg
			L	W	H	Material Carbon steel		
						Thickness	S	
REC110_0100_S0150	100	98	600	300	600	3	150	TBC
REC110_0200_S0150	210	200	600	600	600	3	150	TBC
REC110_0400_S0150	421	400	1200	600	600	3	150	TBC
REC110_0500_S0150	549	500	1500	500	750	3	150	TBC
REC110_0700_S0150	734	697	1500	500	1000	3	150	TBC
REC110_0800_S0150	846	800	1200	600	1200	3	150	TBC
REC110_1000_S0150	1105	1050	1500	750	1000	3	150	TBC
REC110_1400_S0150	1475	1400	1500	1000	1000	3	150	TBC
REC110_1500_S0150	1600	1500	1200	1200	1200	3	150	TBC
REC110_2000_S0150	2183	2000	3000	1500	500	5	150	TBC
REC110_2500_S0150	2660	2500	2400	950	1200	5	150	TBC
REC110_3000_S0150	3297	3000	3000	1500	750	5	150	TBC
REC110_4000_S0150	4411	4000	3000	1500	1000	5	150	TBC

*Weights, Capacities & Dimensions are nominal*

#### Tanks are supplied standard with:




- 1 x 25mm BSP Socket - Outlet
- 1 x 15mm BSP Socket & Plug - Drain
- 1 x 50mm BSP Pipe Dropper - Fill/Dip including calibrated dipstick & aluminium cap
- 1 x 50mm BSP Socket - Spare
- 1 x 25mm BSP Riser - Vent including aluminium weatherproof cap (with gauze) for below 1000L tank
- 1 x 50mm BSP Riser - Vent including aluminium weatherproof cap (with gauze) for above 1000L tank
- 2 x Lifting lugs

#### Features:

- Australian made
- Identification plate.
- Tanks are designed, manufactured and tested to AS 1692 & AS 1940.
- Tanks are supplied internal cleaned, primed and painted.

#### Mounting options




AUSTANK “Providing the Steel Tank Solution for your liquid storage and project requirements”

			
Standard legs S=150mm			
S0150 <input type="checkbox"/> S0300 <input type="checkbox"/> S0400 <input type="checkbox"/>	S0500 <input type="checkbox"/> S1100 <input type="checkbox"/> S0600 <input type="checkbox"/> S1200 <input type="checkbox"/> S0700 <input type="checkbox"/> S1300 <input type="checkbox"/> S0800 <input type="checkbox"/> S1400 <input type="checkbox"/> S0900 <input type="checkbox"/> S1500 <input type="checkbox"/> S1000 <input type="checkbox"/> S1800 <input type="checkbox"/>	Fork pockets <input type="checkbox"/>	Mounted brackets <input type="checkbox"/>

### Extra fittings/nozzles options

				
Step ladder and platform <input type="checkbox"/>	Bottom drip tray <input type="checkbox"/>	Inspection Hatch <input type="checkbox"/>	Addition 2" socket BSP <input type="checkbox"/>	Addition 3" socket BSP <input type="checkbox"/>

### Accessories option

				
Rotary Hand Pump	12V pump 50L/min	240V pump 50L/min		